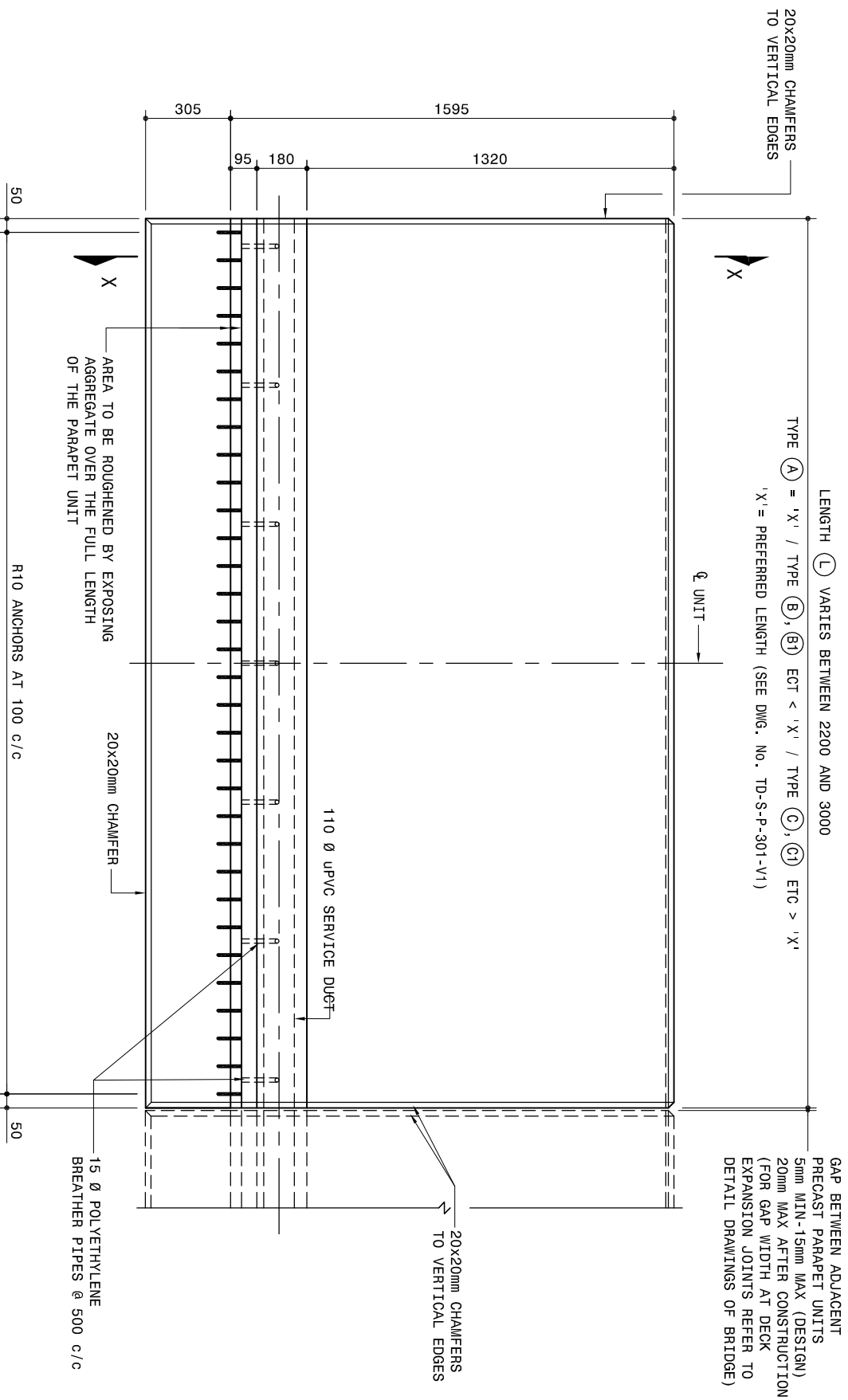
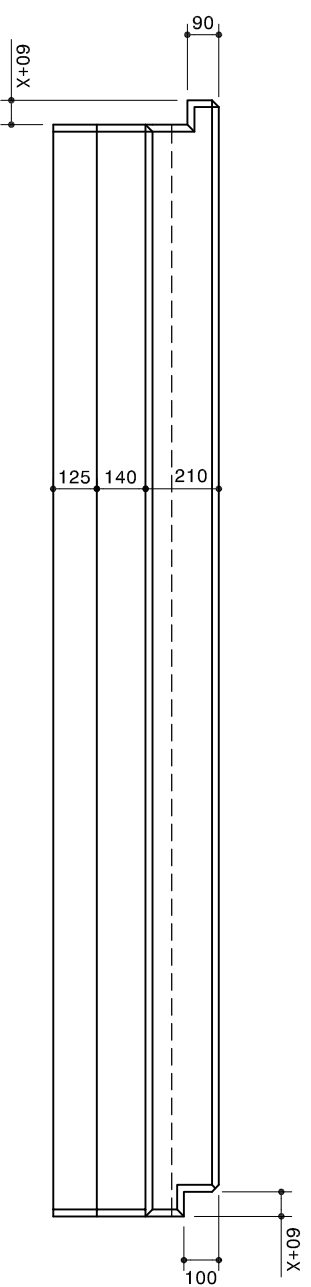


**SECTION X-X**  
SCALE 1:15

SEE NOTES ON  
DWG. TD-S-P-304



**INSIDE ELEVATION OF PRECAST UNITS - (A), (B) OR (C)**  
SCALE 1:15




**PLAN OF PRECAST UNITS - (A), (B) OR (C)**  
SCALE 1:15

No.	DATE	REVISION
V1	2005/09/01	ORIGINAL VERSION

**SANRAL TYPICAL DRAWINGS**

**COPYRIGHT:** THIS DRAWING IS PROTECTED IN TERMS OF THE COPYRIGHT ACT No. 98 OF 1978 AND MAY NOT BE REPRODUCED WITHOUT PERMISSION IN WRITING FROM SANRAL.

**CONDITIONS FOR USE:** CONSULTANTS APPOINTED BY SANRAL SHALL INCORPORATE THE TYPICAL DETAILS HEREON INTO THEIR SPECIFIC DESIGN FOR WHICH THEY WILL ASSUME FULL PROFESSIONAL RESPONSIBILITY. THIS TYPICAL DRAWING MAY NOT BE USED FOR TENDER PURPOSES.



**TYPICAL DRAWINGS - STRUCTURES**

**F-SHAPE PARAPET**

**ELECTRIFIED RAILWAY LINES - 1.5m HIGH**

**PRECAST - CONCRETE DETAILS 1**

SANRAL DOC. No. (PP/F)	164898-V1
SANRAL DOC. No. (DWG)	164899-V1
SANRAL DRAWING No.	TD-S-P-303-V1

